

Bloomberg Intelligence: Crypto Outlook

The Buck, Bitcoin & Ethereum

- Bitcoin, Ethereum May Notch 2022 Win-Win vs. Crude's Lose-Lose
- Cryptos and Digitalization vs. Commodities and Decarbonization
- Bitcoin's Price-Appreciation Advantage and Early Adoption Days
- Bearish the Buck, Ethereum? Crypto Dollars Gaining Momentum
- Range Traders Delight - Bitcoin, Ethereum Eye Upside
- Cryptos Gone to the Dogs? Bitcoin Set to Shine vs. the Gaggle
- Crypto Investor May Win Tax Appeal, Stymie IRS Data Confiscation
- Central-Bank Digital Dollar's Sure Possible But Not Anytime Soon

CONTENTS

- 3** Overview
- 3** Digital Decarbonization
- 4** Revolutionary Bitcoin
- 5** Ethereum and Crypto Dollars
- 6** Range Traders Delight - Bitcoin, Ethereum Eye Upside
- 7** Cryptos Gone to the Dogs? Bitcoin Value
- 8** BI Litigation Watch: Crypto Tax Data Capture Overreach
- 9** U.S. Crypto Ban Unlikely, CBDC Possible

[Learn more about Bloomberg Indices](#)

Most data and outlook as of February 2, 2022

Mike McGlone – BI Senior Commodity Strategist

Contributing Analysts:

Andrew Silverman (Government)

Nathan R Dean (Government)

Bitcoin, Ethereum May Notch 2022 Win-Win vs. Crude's Lose-Lose

Performance: Bloomberg Galaxy Crypto Index (BGCI)

January -22%, One Year to Feb. 2: +28%

Bloomberg Galaxy DeFi Index (DeFi)

January -29%, One Year -39%

Bitcoin January -17%, One Year +3%

Ethereum January -27%, One Year +75%

(Bloomberg Intelligence) -- Crypto assets may have a lot going for them as U.S. midterm elections approach, notably vs. inflation-related commodities. Typical demand and supply elasticity, and crude prices buoyed by the risk of war in Ukraine, are strong catalysts to refresh oil's enduring bear market. It's the opposite for Bitcoin and Ethereum. In their early adoption days, supply elasticity is negative for the top two cryptos and prices have dipped within bull markets. Inflation is a top issue facing politicians under pressure to deliver, while plenty of potential U.S. commodity production is limited by regulation.

We expect U.S. policymakers will embrace cryptos with proper regulation and ETFs for these reasons: dollar dominance, jobs, votes, lots of revenue (tax) and -- most importantly -- it'll run counter to China's antipathy.

Digital Decarbonization

Cryptos and Digitalization vs. Commodities and Decarbonization.

The Bloomberg Galaxy Crypto Index down about 20% in 2022 to Feb. 2 vs. the Bloomberg Commodity Index Total Return up about 10% may be a temporary blip within enduring trends the other way. Supply, demand, adoption, economics and advancing technology point to cryptos continuing to outperform commodities.

Nascent Cryptos vs. Old-Guard Commodities.

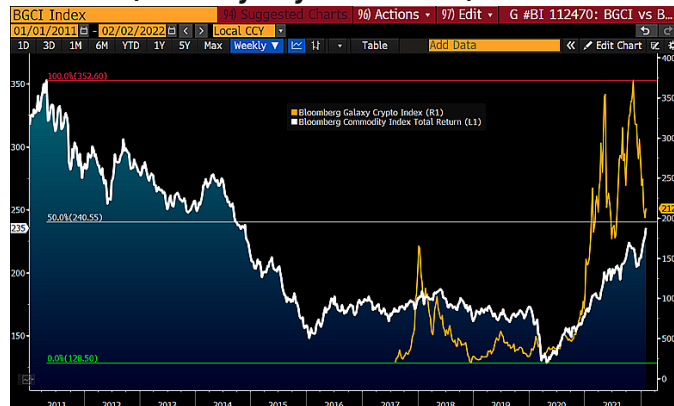
The rules of supply and demand elasticity, and adoption of a revolutionary technology/asset, may continue to buoy crypto price appreciation vs. commodities. Demand and adoption trends for the most significant commodity -- crude oil -- contrast greatly with those for Bitcoin. Representing advancing technology, Bitcoin is gaining traction as a benchmark global digital asset, while oil is being replaced by decarbonization and electrification. Our graphic depicts the Bloomberg Commodity Index Total Return bumping up against the halfway mark from its 2011 peak to 2020 trough. Juxtaposed is the rapidly advancing and more volatile Bloomberg Galaxy Crypto Index.

BI COMD (the commodity dashboard)

Note - Click on graphics to get to the Bloomberg terminal

Commodities can be onerous for long-term investors due to carry costs and the higher-price cure. Bitcoin and Ethereum have no supply elasticity.

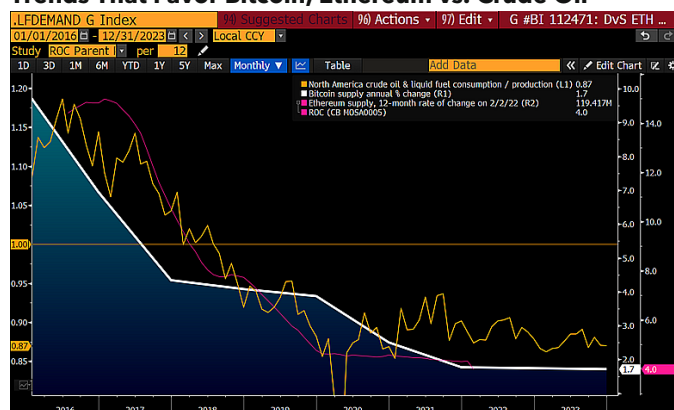
Economics, Elasticity May Favor Bitcoin, Ethereum



Supply vs. Demand Favor Cryptos Over Commodities.

The bottom line for most commodities is that rising prices thwart demand and increase supply, while the opposite may be true in Bitcoin. Competition has inspired over 17,000 crypto wannabes, but only a few are sustainable and have practical use cases. Bitcoin, Ethereum and crypto dollars top the list. The first two share an attribute that sets them apart from commodities -- a lack of supply elasticity. Increasing Bitcoin and Ethereum demand, and adoption vs. diminishing supply, should follow the basic rule of economics and raise prices.

Trends That Favor Bitcoin, Ethereum vs. Crude Oil



Our graphic shows downward paths in Bitcoin and Ethereum supply juxtaposed with surplus North American crude oil and liquid-fuel production vs. consumption heading toward 13% in 2023. The U.S. -- former net importer turned rising exporter -- has been a top headwind for commodity prices.

Revolutionary Bitcoin

Bitcoin's Price-Appreciation Advantage and Early Adoption Days. Some purging of the speculative excesses of 2021 may mark much of 2022, but Bitcoin is poised to come out ahead. Early adoption days and limited supply of the nascent technology/asset are prime advantages for price appreciation of the benchmark crypto, which is well on its way to becoming global digital collateral.

Limited Bitcoin Supply vs. Unlimited Cryptos. Bitcoin may be uniquely situated for enduring price appreciation. Well on its way to becoming global digital collateral, the first-born crypto launched a revolution in the digitalization of finance, which appears in its early days. Our graphic depicts the upward trajectory of the total market cap of crypto assets from CoinDance at about 1% vs. world equities. What's unique about Bitcoin is diminishing supply vs. the unlimited and rapidly increasing number of cryptos. Coinmarketcap shows about 17,000 crypto assets, about double from a year ago, many of which are highly speculative.

Rising Crypto Market Cap, Declining Bitcoin Supply

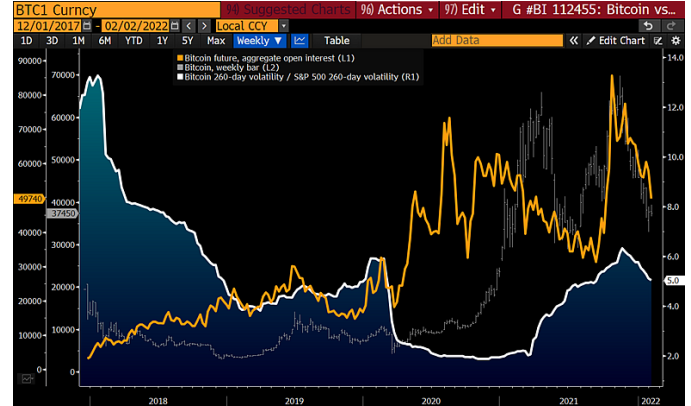


Bitcoin, Ethereum and crypto dollars comprise about 70% of the total crypto market cap. Purging 2021's excesses may continue, but we expect the market cap of these three stalwarts to just keep going up.

Rising Bitcoin Adoption, Declining Risk Measures

Bitcoin's path toward greater mainstream adoption may be unstoppable, with implications for prices. The launch of U.S. futures-based exchange-traded funds in 2021 appears as a baby step by regulators that we think culminates with ETFs tracking actual cryptos via broad indexes. Our graphic depicts the upward trajectory of Bitcoin futures open interest vs. the downward slope in the crypto's volatility vs. the stock market. Bitcoin's 260-day volatility at about 3x that of the Nasdaq 100 compares with closer to 8x when futures were launched in 2017.

Bitcoin Futures Are Part of Mainstream Adoption

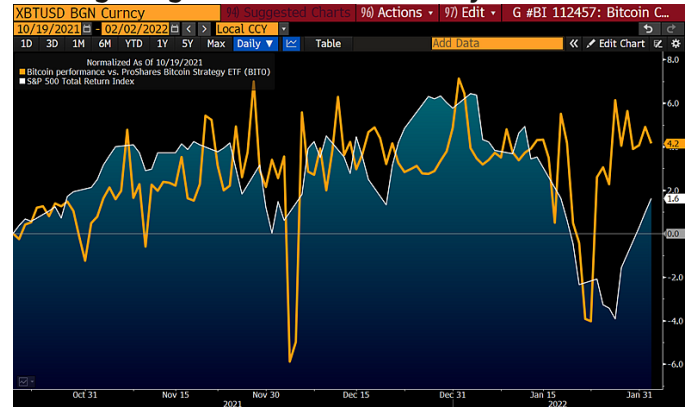


Rising demand, adoption and depth of Bitcoin should leave few options for volatility but to decline. This is where we see Bitcoin in the price-discovery stage. Greater risks may have tilted against the naysayers and those under-allocated.

Bitcoin Cash and Carry Approaching 10% vs. BITO.

Lucrative futures carry is one example of how much Bitcoin has moved on from the perceived risk of hitting zero. It should also buoy demand, if the rule of money flowing to where it's treated best applies. About a 10% annual return is implied for holding Bitcoin vs. selling short the ProShares Bitcoin Strategy ETF (BITO). Our graphic depicts around a 4% difference in the performance of the crypto vs. BITO since the ETF's launch on Oct. 19. When holding Bitcoin vs. the ETF or rolling the futures, risk is minimized if the crypto drops to zero.

Arbitrage Target: Bitcoin Cash and Carry



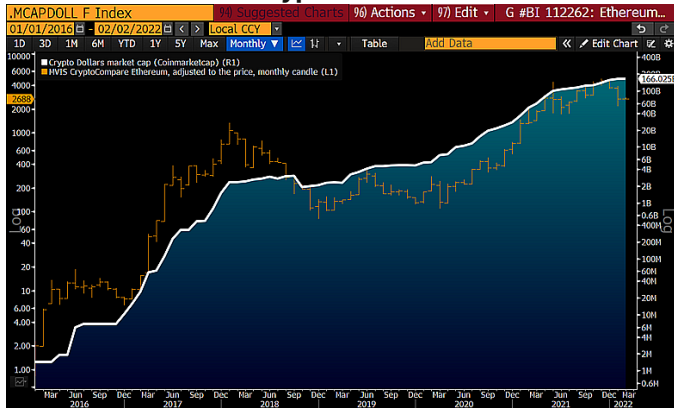
Launches of U.S. Ethereum futures and ETFs tracking Bitcoin futures are 2021 turning points of the latter's maturation toward general-collateral status. No. 2 Ethereum is also gaining clout as the collateral of the internet.

Ethereum and Crypto Dollars

Bearish the Buck, Ethereum? Crypto Dollars Gaining Momentum. The three crypto asset stalwarts -- Bitcoin, Ethereum and the proliferation of crypto dollars -- may be gaining underpinnings with the purging of some speculative excesses at the start of 2022. The nascent technology allows the ability to transact dollars around the clock at little cost and earn interest, and is key part of the revolution in digital assets.

Top Digital-Asset Bull Market: Crypto Dollars. The fact that Ethereum made crypto dollars possible, and the escalating use of the technology to transact greenbacks, support the No. 2 crypto's price. Approaching \$170 billion on Feb. 2, the market cap of the top six crypto dollars listed on Coinmarketcap is up about 5x from the start of 2021. That pace may slow, but we see little to stop what is billions of dollars of market cap from reaching trillions. Our graphic depicts the strong companionship between the Ethereum price and proliferation of crypto dollars.

Trend's Your Friend - Crypto Dollars and Ethereum



Crypto dollar issuers are a prime target of U.S. regulation in 2022. Increasing dollar dominance through digital tokens, jobs, votes, plenty of tax revenue and risks of falling behind are the top reasons we expect the U.S. will embrace crypto assets with proper regulation.

The Triple Treat: Bitcoin, Ethereum, Crypto Dollars. The proliferation of crypto dollars is an indication of the increasing dominance of digital assets, with bullish implications for the greenback, Bitcoin and Ethereum. Among the top five cryptos listed on Coinmarketcap on Feb. 2, two are crypto dollars. Tether, the No. 3 crypto after Bitcoin and Ethereum, is the primary so-called stablecoin and not without controversy, but there are well over a dozen tokens with significant market caps tracking the dollar. We view stablecoins as misnamed, as virtually all are linked to the greenback.

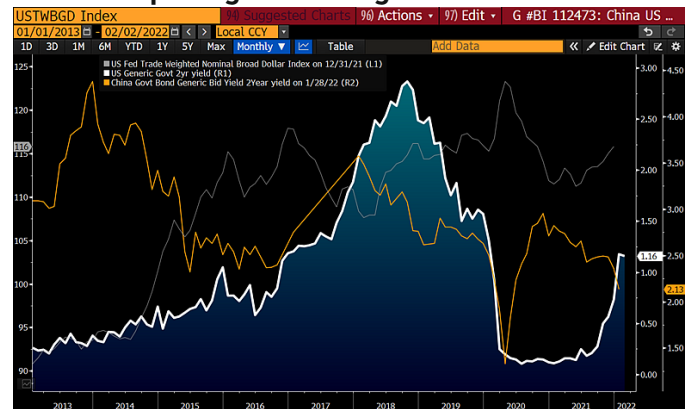
Crypto Dollars' Enduring Market Cap Expansion

#	Name	Price	24h %	7d %	Market Cap	Volume(24h)
1	Bitcoin BTC	\$37,480.77	-2.97%	-1.23%	\$709,766,861,689	\$18,071,781,693 482,420 BTC
2	Ethereum ETH	\$2,683.61	-3.19%	+3.31%	\$320,176,254,828	\$11,862,973,328 4,424,572 ETH
3	Tether USDT	\$1.00	-0.01%	-0.03%	\$77,991,474,942	\$40,783,711,476 40,757,174,620 USDT
4	BNB BNB	\$375.06	-2.56%	-2.68%	\$61,791,726,277	\$1,259,181,470 3,364,722 BNB
5	USD Coin USDC	\$1.00	-0.02%	-0.02%	\$50,292,674,578	\$2,507,747,043 2,507,686,363 USDC

Ethereum is the primary platform for crypto dollars and nonfungible tokens (NFTs), and a key support for Ether's price. We believe expunging some of the speculative excesses of 2021 is accelerating the maturation of Bitcoin, Ethereum and crypto dollars into the mainstream.

What Stops the Dominating Dollar? The dollar may be entering a potential win-win scenario, if cryptos are a guide. The U.S. raising interest rates in 2022, compared with No. 2 China cutting in what appears to be a response to economic stress, should provide solid underpinnings for the buck. Our graphic depicts the U.S. Treasury two-year yield rising above 1%. Juxtaposed is the downward slope of China's two-year, which appears to be accelerating. It's little surprise that the trade-weighted broad dollar has been rising since China's yield peaked in 2013.

Solid Underpinnings - Dollar Digital Dominance



We see little to stop the buck's upward trajectory, which appears to have found a bottom in 2021 akin to 2018. The proliferation of crypto dollars (and free markets going for the greenback via digital tokens) vs. all others is a show of dollar confidence.

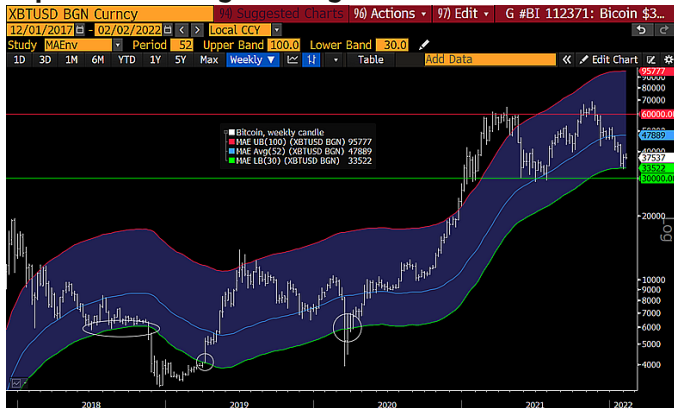
Range Traders Delight - Bitcoin, Ethereum Eye Upside

What Ends Bitcoin, Ethereum Range Trade? Bullish

Fundamentals. By the rules of economics, a market with rising demand and declining supply will go up over time, suggesting that Bitcoin may be forming a bottom again around \$30,000 as \$60,000 resistance ages. Ethereum's fundamentals are similar, with straightforward technical guidance and buyers prevailing at about \$2,000 and sellers around \$4,000.

Next Key Bitcoin Threshold May Be \$100,000. Bitcoin is more likely forming a floor than a ceiling, which means range traders accustomed to \$30,000-\$60,000 may be disappointed. Since the start of 2021, the more tactically oriented had opportunities near the lower end twice and to sell for double around the upper end. Our graphic shows this consolidation period may be ending, with the path of least resistance pointing higher. About 30% below the 52-week moving average has proven to be a good support reading. Bitcoin revisited this potential bottom in January for the first time since the 2020 trough.

Top of Bitcoin Range Moving Toward \$100,000

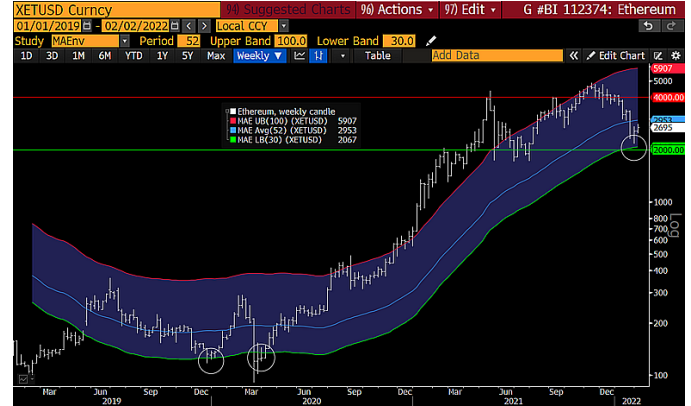


Range traders often provide market liquidity but can aggravate extremes. Short holders seeking to cover or new long positions expecting \$30,000 may be disappointed, and \$60,000 resistance appears less enduring than in November.

Ethereum Nearing Lower End of \$2,000-\$4,000 Range.

Rising demand vs. declining supply dynamics are similar for Ethereum, with related upward price inferences. Bullish fundamentals are intact, and technical guidance has been straightforward, with buyers benefiting around \$2,000 and sellers at about \$4,000. It's a question of the duration of a consolidation period within an enduring bull market. Our graphic depicts Ethereum moving toward the bottom of the range and nearing the support threshold about 30% below its 52-week moving average.

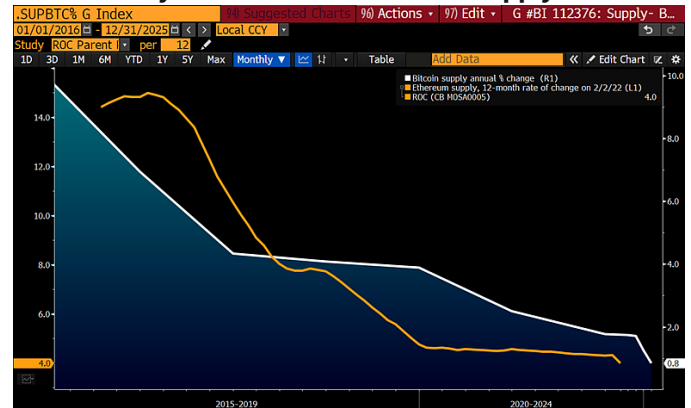
The End of a Trend or Consolidating Bull Market?



Ethereum could repeat last summer and revisit about \$1,700. Once the weaker leveraged long positions were purged, the resolution was a new high around \$4,800 in November. Ethereum approaching the lower end of its range has greater risks for shorts than longs.

Declining Supply vs. Increasing Adoption. Bitcoin and Ethereum remain in early adoption days, with increasing demand vs. declining supply and related price implications. Our bias is why complicate it -- unless something unlikely reverses the proliferation of the nascent technology, prices should rise. As coded, Bitcoin's supply is straightforward. Only 900 coins can be mined a day until 2024, then the daily discovery limit halves. Our graphic shows Bitcoin production dropping to less than 1% of the total by 2025.

In Decline, by Code - Bitcoin, Ethereum Supply



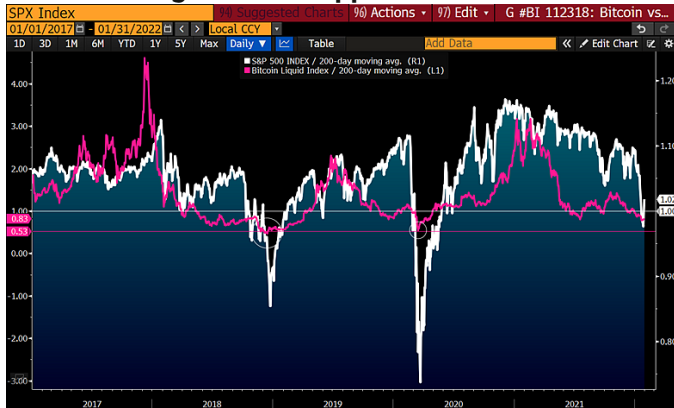
Ethereum supply is less defined, but clearly in a downward trajectory, notably due to a protocol change in 2021 that burns coins. Ethereum is the foundation for revolutionary technologies like non-fungible tokens and crypto dollars. Bitcoin is well on its way to becoming the benchmark global digital collateral.

Cryptos Gone to the Dogs? Bitcoin Value

Cryptos Gone to the Dogs? Bitcoin Set to Shine vs. the Gagggle. Price reversion in cryptos is likely to spread in 2022, after the assets were a poster child of speculative inflationary excess in 2021, but Bitcoin stands to come out ahead. With correlations heading toward 1-to-1, we expect history to look at 2022 as expunging some of last year's excesses. Dogecoin and Shiba Inu may have parallels with AOL and Pets.com.

Leading, Lagging or Leaning Toward Risk-Off? Bitcoin is a nascent asset/technology facing another maturation test in 2022 vs. risk-asset deflation, and we expect the benchmark crypto will prevail. There's a good chance that this year in cryptos will remind us of the 2000-01 internet purge, which helped form the foundation for the revolutionary technology. We see parallels in crypto assets, with stalwarts Bitcoin, Ethereum and the proliferation of crypto dollars maintaining the upper hand. At about 30% below its 200-day moving average on Jan. 24, Bitcoin isn't far from the 50% discount that marked lows in 2018 and 2020.

Bitcoin Nearing Too-Cold Support vs. Stock Market



Our graphic shows how most correlations approach 1-to-1 when the stock market declines, yet Bitcoin has been acting as a leading indicator. At about a 2% discount to its 200-day mean, the S&P 500 is far from similar 2018 and 2020 lows.

Bitcoin Bumping Into Levels Not Favoring Shorts. The fact that Bitcoin is an up-and-coming asset (with less than \$1 trillion market cap vs. about \$100 trillion of global equities) that got a bit extended may give the crypto an advantage in 2022. Our graphic depicts a good bottoming indicator for Bitcoin -- when it dips about 30% below its 20-week moving average. Troughs in 2020 and 2021 roughly matched the relative discount reached on Jan. 24. We see \$30,000 as key support this year. This level has held a floor under the market since the initial breach of what was resistance at the start of 2021.

Bitcoin Bottoms vs. Discounts to 20-Week Mean



More institutional-based, less-leveraged and responsive buyers seem to buoy Bitcoin around \$30,000. When the world's most significant risk-asset measure -- the S&P 500 -- breaks down, all correlations move toward one, but early adoption may help Bitcoin come out ahead.

Broad Crypto-Market Pressures. Bullish Bitcoin fundamentals -- limited supply vs. increasing demand and adoption -- are juxtaposed with the unlimited amount and ease-of-entry of other crypto-assets, with implications for prices. The roughly 17,000 so-called crypto currencies listed on Coinmarketcap compares with about 8,000 at the start of 2021 and 5,000 in 2020. Basic economics doesn't favor broad price appreciation when supply is growing that rapidly, and we see the 2021 pumps (looking at you Dogecoin and Shiba Inu) indicating market excesses ripe for purging.

Bitcoin vs. Unlimited Crypto-Asset Supply



This process appears to have started with the November peak in the MVIS CryptoCompare Digital Assets 100 Small-Cap index, which was below the 2018 high. What's notable from our graphic is the price of Bitcoin divided by the number of cryptocurrencies is nearing a support zone.

BI Litigation Watch: Crypto Tax Data Capture Overreach

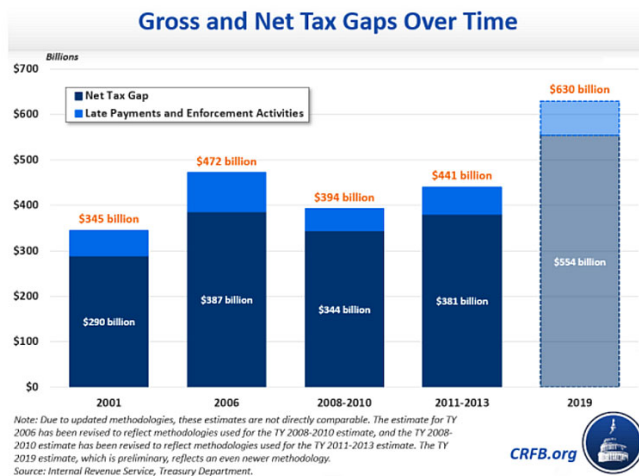
Crypto Investor May Win Tax Appeal, Stifle IRS Data Capture Bids. Contributing Analysts Andrew Silverman (Government)

The IRS may lose its appeal of a trial court ruling over the issuance of anonymous summonses to capture taxpayer data, we believe, putting one of its primary enforcement initiatives in jeopardy. Quashing anonymous tax summonses could stop the tax agency from addressing tax abuses tied to crypto currency until a better compliance regime is established. An unrelated 2021 Supreme Court ruling may be pivotal for the case going in crypto investors' favor.

What's at Stake? Hundreds of billions of dollars of tax revenue.

IRS chief Charles Rettig estimates that the tax gap -- the difference between what the IRS should be collecting and what it actually collects -- may have risen to \$1 trillion last year from \$381 billion in 2013. Underreporting on crypto currency gains, he thinks, is a key factor in that increase. The IRS has issued anonymous "John Doe" summonses to exchanges like Coinbase and Kraken for the financial information of its customers which, the IRS hopes, will allow it to capture that lost revenue.

Tax Gap Has Gone From \$630 Billion to \$1 Trillion?



Who's Favored?

Crypto-currency investors.
The appeals court, we believe, will agree that the IRS may have exceeded its power. The agency relies on the Anti-Injunction Act, which bars suits against the IRS that could restrain tax collection. The Supreme Court decided in May, however, that the AIA can't bar a suit challenging the Treasury Department's regulatory actions regardless of tax assessment. Beyond the AIA, another issue is the IRS's power to issue anonymous summonses without knowing whether tax laws have actually been violated.

SCOTUS Unanimously Reversed Majority View of AIA CIC Services, LLC v. Internal Revenue Service

[f](#) [in](#) [t](#) [e](#) [m](#) [e](#) [s](#) [s](#) [h](#) [a](#) [r](#) [e](#)

Docket No.	Op. Below	Argument	Opinion	Vote	Author	Term
19-930	6th Cir.	Dec 1, 2020	May 17, 2021	9-0	Kagan	OT 2020

Holding: A suit to enjoin IRS Notice 2016-66 does not trigger the Anti-Injunction Act even though a violation of the notice may result in a tax penalty.

Judgment: Reversed and remanded, 9-0, in an opinion by Justice Kagan on May 17, 2021. Justice Sotomayor and Justice Kavanaugh filed concurring opinions.

What's Next?

Appellate decision in 1H22.

An opinion is coming in this appeal of a challenge to the IRS's seizure of crypto currency data, and we think the case will be sent back to the federal district court. That court's decision was premised on a view of the AIA that we believe was subsequently blown up by the Supreme Court. We think the 1st U.S. Circuit Court of Appeals will, in the next few months, return the case to the district court. A resolution of that new case should take 1-2 years from the 1st Circuit's opinion issuance.

Next Key Event:

1st Circuit U.S. Court of Appeals Decision
1Q22-2Q22

Last Key Event:

Oral Arguments
Dec. 8, 2021

What's the Issue?

Anonymous tax summonses on crypto currency.
James Harper, the appellant, asserts that the IRS can't issue anonymous summonses to capture taxpayer data. If he's right, the IRS would likely have to show, going forward, a reason to believe tax laws were broken in order to obtain financial data. Normally, the IRS would conclude that from a tax return. Until recently, however, crypto investors weren't obligated to submit enough data to the IRS for it to diagnose tax abuse. The IRS's use of anonymous summonses aims to ameliorate that loophole.

Docket:

Harper v. Rettig, No. 21-1316 (1st Cir. 2021)

Companies Impacted:

Coinbase, Kraken

Industry: Cryptocurrency exchanges and their customers - cryptocurrency investors

Court:

United States Court of Appeals for the First Circuit

Date Filed:

Apr. 28, 2021

U.S. Crypto Ban Unlikely, CBDC Possible

Central-Bank Digital Dollar's Sure Possible But Not Anytime Soon.

Contributing Analysts Nathan R Dean (Government)
Momentum of using digital assets as currency is increasing both in the U.S. and around the globe, but the U.S. will likely continue to study - rather than launch - a central bank digital dollar over the next few years. A January white paper on the topic by the Federal Reserve explored both the risks and benefits of such a currency yet stopped short at endorsing the idea.

Fed Report Provides Guide, But Balks at Taking Action.

The Fed's January white paper is one of the first steps the U.S. will take in the creation of a central-bank digital currency (CBDC), but its conclusions stop well short of endorsing the idea. The Fed, which will receive comments through May 20, focused on both risks and benefits to using a digital currency. Yet in terms of next steps, we don't believe the Fed will make moves anytime soon to begin creation of a CBDC. The report highlighted that it would not take any steps to do so without approval from Congress or the executive branch. We don't anticipate either happening in the next few years.

Key Points:

We expect FinCEN and SEC enforcement will form a stopgap approach to digital assets in the coming years. The Fed is likely to adopt punitive capital rules proposed by the Bank for International Settlements, keeping bank crypto exposures to a minimum. Congress likely won't act without cause.

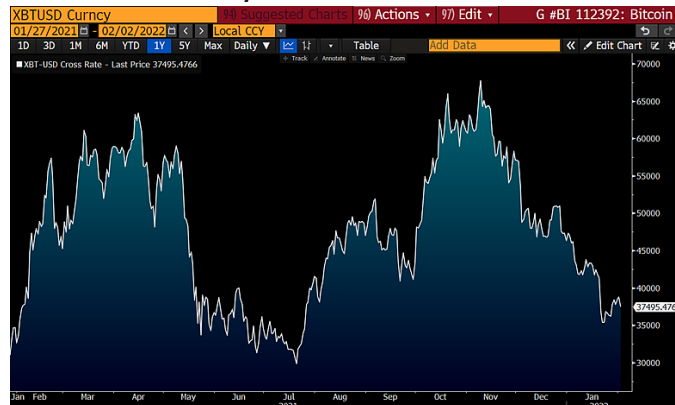
Additional Reading:

Money and Payments: The U.S. Dollar in the Age of Digital Transformation, Federal Reserve, January 2022
"Requirements for Certain Transactions Involving Convertible Virtual Currency or Digital Assets," FinCEN proposal, January 15, 2021

'Studying' Will Be the Game's Name for 2022 and Beyond.

With the Fed report punting on offering a conclusion on the future of a CBDC, U.S. regulators will instead continue to spend the next few years studying the subject, in our view. A key catalyst for when regulators' mindset changes will be when the expected benefits of using a CBDC outweighs the potential of a systemic risk failure. In our view, that would mean the crypto industry in general would need to be under greater regulatory oversight before policy makers move forward with a CBDC. This includes exchanges and digital wallet providers. U.S. regulators are looking into both industries, but they're only in the beginning stages of their review.

Bitcoin Price Jan. 27, 2021 - Present



Congress Will Focus on Bills, Rhetoric with Little Outcomes.

Broad legislation seeking to both embrace and restrict cryptocurrency usage will likely fail in 2022. With many policymakers still learning about the subject, regulators moving forward with their own oversight and an election later this year, there's not much of a window for bipartisan legislation to come together. There are, however, several bills that are worth noting. One from GOP Rep. Tom Emmer of Minnesota, for example, would prohibit the Fed from issuing a CBDC directly to individuals.

Rep. Tom Emmer (Republican, Minnesota)

The screenshot shows a profile page for Representative Tom Emmer II 'Tom' from Minnesota. It includes a photo, contact information (+1-202-225-2331 (o), +1-202-225-6475 (f)), and a biography. The biography states: "By Greg Giroux (Bloomberg Government) -- A former conservative talk radio host known for his bombast, Tom Emmer is once again leading the Republican charge to win control of the House. In the 117th Congress, ... More". There is also a 'Recent News' section with several headlines and dates.

Bitcoin Market Risk, Money Laundering Threat

Manageable. Though U.S. regulators likely have all the authority needed to keep big institutions at arms length from cryptocurrency exposure, only Congress can deem Bitcoin and other digital currencies unlawful, and no federal agency has primary control over Coinbase and other U.S. crypto marketplaces. We expect only an extreme event, like a terrorist attack financed by Bitcoin or a cyberattack worse than that on the Colonial pipeline, could drive a divided Congress toward restrictions or an outright ban.

BI Crypto Monitor via BI COMD <GO>

Name	MTD % Change	1 Mth % Change	3 Mth % Change	YTD % Change	1 Yr % Change	2 Yr % Change	
Bloomberg Galaxy Crypto Index							
Bloomberg Galaxy Crypto Index (BGCI)	25	2.8	-20.3	-39.9	-20.3	31.3	442.4
USD Cross							
Bitcoin (BTC)	-1	-2.4	-20.2	-40.6	-19.0	5.1	301.0
Ethereum (ETH)	-6	0.8	-29.1	-40.0	-26.7	77.8	1,396.3
Ripple (XRP)	-0	0.6	-28.3	-45.6	-26.1	65.9	156.2
Litecoin (LTC)	-2	2.4	-25.7	-44.2	-23.5	-21.4	64.4
Bitcoin Cash (BCH)	-1	0.2	-36.0	-52.6	-33.4	-33.4	-24.1
Dash (DASH)	-0	1.9	-32.8	-51.5	-28.6	-11.7	-17.3
Ethereum Classic (ETC)	15	7.3	-22.4	-49.7	-19.7	252.6	145.6
EOS (EOS)	02	1.5	-27.0	-49.6	-21.7	-21.2	-42.6
Monero (XMR)	10	1.6	-37.6	-46.2	-35.8	-1.2	105.5
Zcash (ZEC)	21	7.2	-33.6	-41.2	-30.4	10.4	51.5

Even though we don't expect the U.S. to follow China with a ban on cryptocurrency, we note that regulation and enforcement globally are ramping up, with the Basel Committee proposing punitive dollar-for-dollar capital requirements for bank exposures and FinCEN and others ratcheting up seizures and reporting requirements.

{CRYPT} Page on the Bloomberg Terminal

Index	Last	Net Chg	% Chg	Open	Yest Close	2D Chart	30D Rng	Time	
1) BGC Bloomberg Galaxy	2122.83	+57.17	2.77%	2122.83	2122.83			02/01	
<input type="radio"/> Bid/Ask Data <input checked="" type="radio"/> Network Data (Supplied by Mosaic) Base USD									
Coins	Last	Net Chg	% Chg	Circ Supply	Market Cap ↓	Coin Volume	USD Volume	Time	
1) Bitcoin	37545.32	-1268.50	-3.27%	18.95M	711.37B	18.55k	705.45M	14:31	
2) Ethereum	2705.174	-93.574	-3.34%	119.42M	323.05B	248.35k	677.25M	14:31	
3) XRP	0.6120	-0.0137	-2.19%	50.49B	30.90B	24.51M	15.14M	14:31	
4) Litecoin	112.265	-2.910	-2.53%	69.55M	7.81B	291.91k	32.94M	14:31	
5) Bitcoin Cash	284.98	-3.06	-1.06%	18.97M	5.41B	25.62k	7.40M	14:31	
6) Ethereum Classic	27.380	+0.472	1.75%	132.69M	3.63B	292.04k	8.02M	14:31	
7) Monero	147.735	+1.995	1.37%	18.07M	2.67B	23.27k	3.45M	14:31	
8) EOS	2.3679	+0.0065	0.28%	946.06M	2.24B	2.68M	6.42M	14:31	
9) Zcash	101.388	+2.272	2.29%	13.66M	1.38B	22.05k	2.23M	14:31	
10) Dash	95.553	-1.656	-1.70%	10.56M	1.01B	7.71k	748.23k	14:31	
Futures	Last	Net Chg	Volume	Open	Settle	2D Chart	30D Rng	Time	
21) CME Bitcoin	37485	-1100	3895	38685	38585			14:30	
22) CME Ether	2703.00	-71.50	4114.00	2785.00	2774.50			14:30	
Cryptocurrency News More »									
31)	Biggest Bitcoin Miner in Texas Will Shut for Cold Blast If Asked							BN	13:51
32)	More States Target Cryptocurrency Mining with Tax Incentives (1)							BLW	11:38
33)	Bitcoin Declines From Two-Week High; Advocates Preach Patience							BN	13:18
34)	TechCrunch: Anthony Levandowski's latest moonshot is a peer-to-peer telecom network powered b...							BLG	14:26
35)	Jerusalem Post: 3 unconventional thoughts about money in the aftermath of 2021 - opinion							JPT	14:23
36)	Fed's Hawkish Pivot May Not Last, Bitcoin Analysts Say							DES	14:21
37)	MT5 Forex: FX.co ★ Bitcoin ranks among top 3 means of payment in terms of transaction volumes							WE9	14:20
38)	FXStreet: BTC price dives with stocks as fresh sell-off sees PayPal shed nearly 25%							NS5	14:18 
39)	FXStreet: Google to dive deep into Blockchain and Web3							NS5	14:18
40)	FXStreet: Ethereum price pushes higher, ETH targeting \$3,500							NS5	14:18
41)	FXStreet: Cryptocurrencies Price Prediction: Shiba, Ripple & Dogecoin- American Wrap 2 February [...]							NS5	14:18
42)	Daily Bitcoin: Quant Climbs 20%, as Loopring Selloff Extends - Market Updates Bitcoin News							WE9	14:17
43)	Hot Research: Bitcoin Is Better Than Gold and National Currencies, According to Report -- Barrons....							DJ	14:14
44)	Sports Business Journal Tweets '.@RafaelNadal announced that he has joined @TomBrady's NFT plat...							BZG	14:10
45)	CNBC: Bitcoin evangelist Michael Saylor says clear crypto regulations would speed institutional ado...							TWT	14:10

(2:30pm NY, February 2)

About Bloomberg Intelligence

Your go-to resource for making better investment decisions, faster.

Bloomberg Intelligence (BI) research delivers an independent perspective providing interactive data and research across industries and global markets, plus insights into company fundamentals. The BI team of 350 research professionals is here to help clients make more informed decisions in the rapidly moving investment landscape.

BI's coverage spans all major global markets, more than 135 industries and 2,000 companies, while considering multiple strategic, equity and credit perspectives. In addition, BI has dedicated teams focused on analyzing the impact of government policy, litigation and ESG.

BI is also a leading Terminal resource for interactive data. Aggregated from proprietary Bloomberg sources and 500 independent data contributors, the unique combination of data and research is organized to allow clients to more quickly understand trends impacting the markets and the underlying securities.

Bloomberg Intelligence is available exclusively for Bloomberg Terminal® subscribers, available on the Terminal and the Bloomberg Professional App.

Bloomberg Intelligence by the numbers.

350+

research professionals

135+

industries

500+

data contributors

15 yrs

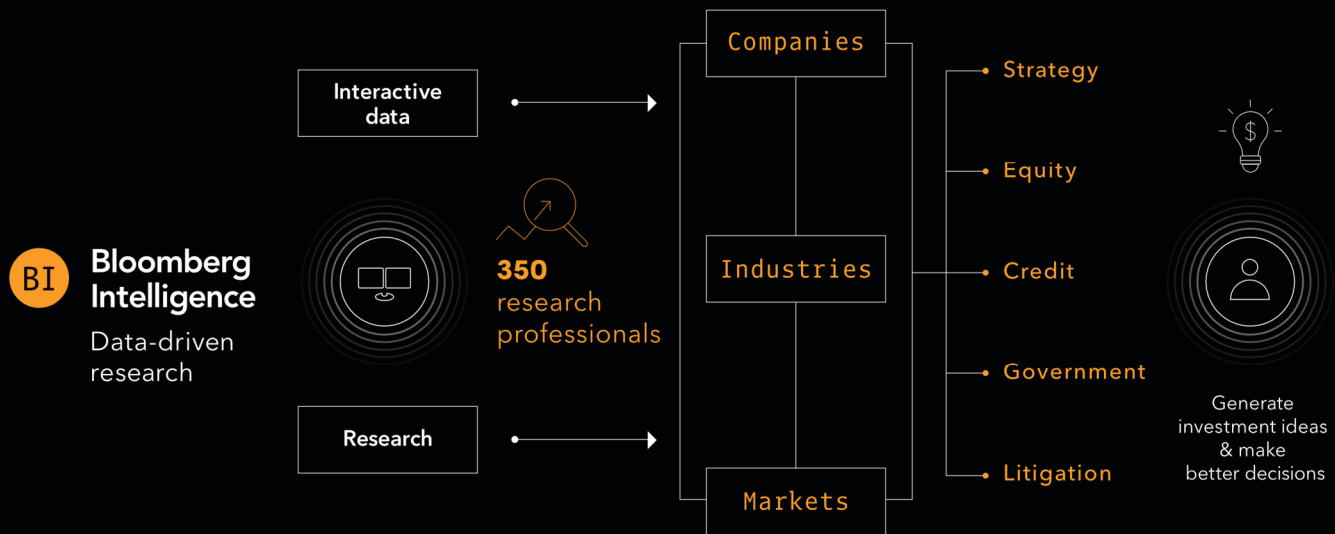
avg. experience

2,000+

companies

21

markets covered



Take the next step.

For additional information, press the <HELP> key twice on the Bloomberg Terminal®.

Beijing	Hong Kong	New York	Singapore
+86 10 6649 7500	+852 2977 6000	+1 212 318 2000	+65 6212 1000
Dubai	London	San Francisco	Sydney
+971 4 364 1000	+44 20 7330 7500	+1 415 912 2960	+61 2 9777 8600
Frankfurt	Mumbai	São Paulo	Tokyo
+49 69 9204 1210	+91 22 6120 3600	+55 11 2395 9000	+81 3 4565 8900

bloomberg.com/bi

The data included in these materials are for illustrative purposes only. The BLOOMBERG TERMINAL service and Bloomberg data products (the "Services") are owned and distributed by Bloomberg Finance L.P. ("BFLP") except (i) in Argentina, Australia and certain jurisdictions in the Pacific islands, Bermuda, China, India, Japan, Korea and New Zealand, where Bloomberg L.P. and its subsidiaries ("BLP") distribute these products, and (ii) in Singapore and the jurisdictions serviced by Bloomberg's Singapore office, where a subsidiary of BFLP distributes these products. BLP provides BFLP and its subsidiaries with global marketing and operational support and service. Certain features, functions, products and services are available only to sophisticated investors and only where permitted. BFLP, BLP and their affiliates do not guarantee the accuracy of prices or other information in the Services. Nothing in the Services shall constitute or be construed as an offering of financial instruments by BFLP, BLP or their affiliates, or as investment advice or recommendations by BFLP, BLP or their affiliates of an investment strategy or whether or not to "buy", "sell" or "hold" an investment. Information available via the Services should not be considered as information sufficient upon which to base an investment decision. The following are trademarks and service marks of BFLP, a Delaware limited partnership, or its subsidiaries: BLOOMBERG, BLOOMBERG ANYWHERE, BLOOMBERG MARKETS, BLOOMBERG NEWS, BLOOMBERG PROFESSIONAL, BLOOMBERG TERMINAL and BLOOMBERG.COM. Absence of any trademark or service mark from this list does not waive Bloomberg's intellectual property rights in that name, mark or logo. All rights reserved. © 2022 Bloomberg.

Bloomberg Intelligence is a service provided by Bloomberg Finance L.P. and its affiliates. Bloomberg Intelligence shall not constitute, nor be construed as, investment advice or investment recommendations (i.e., recommendations as to whether or not to "buy", "sell", "hold", or to enter or not to enter into any other transaction involving any specific interest) or a recommendation as to an investment or other strategy. No aspect of the Bloomberg Intelligence function is based on the consideration of a customer's individual circumstances. Bloomberg Intelligence should not be considered as information sufficient upon which to base an investment decision. You should determine on your own whether you agree with Bloomberg Intelligence.

Bloomberg Intelligence Credit and Company research is offered only in certain jurisdictions. Bloomberg Intelligence should not be construed as tax or accounting advice or as a service designed to facilitate any Bloomberg Intelligence subscriber's compliance with its tax, accounting, or other legal obligations. Employees involved in Bloomberg Intelligence may hold positions in the securities analyzed or discussed on Bloomberg Intelligence.